






CREATIVE ARTS AND DESIGN – B7  
WEEK 11

<b>Date:</b> 22 <sup>nd</sup> JULY, 2022	<b>DAY:</b>	<b>Subject:</b> Creative Arts And Design
<b>Duration:</b>		<b>Strand:</b> Creative Arts
<b>Class:</b> B7	<b>Class Size:</b>	<b>Sub Strand:</b> Creative and Aesthetic Expression
<b>Content Standard:</b> B7. 2.2.3 Dance and Drama:  Demonstrate the ability to use concepts of design process (idea development) to produce and display own creative and expressive art-forms that reflect in the range of different times and cultures in dance and drama.		<b>Indicator:</b> B7.2.2.3.9 Organize an appreciation and appraisal of own and others' artworks in dance and drama that reflect the history and culture of the people of the community
<b>Performance Indicator:</b> Learners can demonstrate the ability to use concepts of design process to produce and display own creative		<b>Core Competencies:</b> PL5.2: PL6.1: CG5.4: PL6.2
<b>Reference:</b> Creative Arts And Design Curriculum P.g. 17		
<b>Phase/Duration</b>	<b>Learners Activities</b>	<b>Resources</b>
<b>PHASE 1: STARTER</b>	<p>Engage learners to Perform some rhythmic and physical exercises.</p> <p>Revise previous learning on planning a display of dance and drama performances.</p>	
<b>PHASE 2: NEW LEARNING</b>	<p>Guide learners to brainstorm on how to organize appreciation and appraisal events.</p>  <p>Guide learners to discuss why and how posters are made. E.g.: The uses or importance of posters, invitation letters, notices, etc</p>  	<p>Picture/ video</p> <p>Poster, letter and/or notices,</p>



In groups, guide learners to design their own posters.

Post learners' posters in the classroom and guide them to take a gallery-walk.

Guide learners to do a class discussion on the posters.

**PHASE 3:  
REFLECTION**

Close the lesson by allowing learners to reflect, connect and apply the knowledge acquired.

Ask learners to tell what they have learnt.